

Actually, Rent Control is Great



Phillip Mendonça-Vieira
Federation of Metro Tenants' Associations

August 2018

Federation of Metro Tenants' Associations
Po Box 73102 Wood St PO
Toronto, ON M4Y2W5

Hotline Number: 416-921-9494
Organizational Inquiries: 416-646-1772
fmta@torontotenants.org
www.torontotenants.org

Disclaimer: the research contained in this report was conducted independently and was not commissioned by the FMTA, its board members or any of its affiliates.

Cover layout by Sarah Gledhill
Editing by Helen Lee

Copyright © Phillip Mendonça-Vieira 2018
Some rights reserved. This report is licensed under CC BY-ND 4.0.

Phillip Mendonça-Vieira is an immigrant, an entrepreneur and a software engineer. In his spare time Phillip organizes for action tackling Toronto's housing crisis. This report is derived from research performed during a sabbatical in the fall of 2017.



A Letter from the FMTA

On the topic of rent controls, there is much disagreement.

Doubters, supported by a chorus of classical economists, claim that it's bad in theory and that there's little empirical evidence to support it in practice. In 2012, the Adam Smith Institute's executive director described rent controls as "probably the most unambiguously awful policy ever to be tried in modern western democracy" due to their alleged impact on housing supply and building maintenance. Other critics employ a well-known and evocative quote from the economist Assar Lindbeck: "In many cases rent control appears to be the most efficient technique presently known to destroy a city—except for bombing."

By contrast, tenants and their advocates have long claimed that rent controls are crucial for tenants' ability to keep their housing stable and affordable. We know this because at the Federation of Metro Tenants' Associations we hear about it every day. As a tenant rights agency, we help tenants in crisis understand and exercise their rights. Through our telephone hotline service alone, we help about 10,000 individual tenants every year.

Time and time again, our clients tell us about the destabilizing impact sudden increases in rent have on their lives. Our experience has taught us that regulations that balance the power landlords hold over tenants are essential in order to create living conditions with the dignity and security that everyone deserves.

Ironically, Adam Smith hated landlords. He called them "indolent monopolists", and argued that a landlord's rents were set not by "what the landlord may have laid out upon the improvement of the land, or to what he can afford to take" but purely by what his tenants can afford to give.

In Ontario, rent control has a varied and wild history. Introduced in 1944 under the National Housing Act, then repealed a decade later after industry lobbying. It was reintroduced in 1975, a year after the FMTA was founded, and went through several changes over the next two decades. Far from destroying the city, our rental buildings seemed to remain standing. Then came the Mike Harris years. In 1997, the Ontario Progressive Conservative government gutted the rent regulation system, ensuring that all rental units built after 1991 had no rent control.

At the time, Allan Leach, the Minister of Municipal Affairs and Housing, said that ending rent regulation "improved" the "seriously flawed system" of rent control, and that the decision would have "thousands and thousands of more units built." Real estate investment trusts multiplied to benefit from the new profit opportunities – and rents and evictions soared. Meanwhile, new rental housing construction flatlined. The extra thousands and thousands of units never materialized.

In 2017, the Ontario Liberal government finally ended the rent control exemptions and brought all Ontario rental units under the same system of rent control. Predictably, the same arguments were trotted out. As journalist Tannara Yelland wrote, the landlord lobby started "wailing to every reporter and politician who will listen about the danger it poses not to their profit margins," and to rental housing development. Yet rental housing development surged. According to real estate consulting firm Urbanation, "New purpose-built rental construction

surged in Q2 [2018], ... raising the total inventory under construction to 11,073 units — the highest in at least 30 years.”

So, what is the effect of rent control and what does it do?

The following paper, put together by Phillip Mendonça-Vieira, helps to shed some light on the history and impact of rent control in Ontario. It's a comprehensive sweep that starts with the empirical evidence at our disposal and aims to have a serious discussion about the benefits, drawbacks and impact of rent control in a holistic factor – from the supply of rental housing to the physical and mental health of tenants. As Phillip shows, rent regulations can be designed sustainably and are not contrary to the existence and operation of rental buildings. Moreover, the security of tenure they provide are essential for the well-being of our communities.

We hope this report helps to counter the ample lobbyist spin around rent control and to keep rent control in the basket of viable housing policy options.

Federation of Metro Tenants' Associations

Actually, Rent Control Is Great

Revisiting Ontario’s Experience, the Supply of Housing, and Security of Tenure

Phillip Mendonça-Vieira¹
July 16, 2018

Abstract

Rent controls are criticized for acting as a severe disincentive to new and existing rental construction. From 1992 to 2017, the province of Ontario exempted all new buildings from its rent control regime. What was the effect on rental construction in Ontario during that time period? Finding that rental construction continues to be depressed, this paper documents contemporary Canadian housing policy initiatives and investigates the theoretical and empirical record of rent controls in other jurisdictions. This paper then argues that rent controls’ most important aspect is their regulation of the provision of security of tenure – which should be seen as a right of tenants as well as homeowners.

Keywords: rent control, security of tenure, housing, Ontario, Canada

Contents

List of Figures and Tables	2
Introduction	3
Rent control in Ontario	4
During the 1970s and 1980s	4

¹ This research was conducted independently during the fall of 2017 and was funded by the author’s personal savings. The author can be reached at phillmv@okayfail.com

Revisiting Ontario’s experience	6
During the 1990s and 2000s	6
The rise of the condominium	8
The end of real estate tax shelters	11
In review	14
A theoretical overview	14
The many types of controls	14
In a competitive market, prices don’t increase arbitrarily	16
Evidence on supply from other jurisdictions	18
Controls probably incentivize tenure conversions, though	19
Affordability is about the land	21
In review	22
The role of security of tenure	22
Rent control and the prevention of precarity	22
A brief history of housing in Canada	24
Tenants have rights too	25
Security of tenure is a public good	27
Security of tenure is good for the public	27
Conclusions	29
References	31

List of Figures and Tables

Ontario Housing Starts by Intended Market 1969-1986	6
Ontario Housing Starts by Intended Market 1969-2016	7
Ontario Housing Starts by Intended Market and Condos 1969-2016	9
City of Toronto Housing Completions by Intended Market 1981-2016.	10
Canada Housing Starts by Structure Type 1951-2001	13
Table: Ontario Housing Starts by Intended Market 1969-2016	37
Table: Toronto Housing Completions by Intended Market 1981-2016	38
Table: Canada Housing Starts by Intended Market 1951-2001	39

Introduction

In April 2017, the government of Ontario decided to extend rent control to every rental unit in the province, as opposed to just those in buildings constructed before 1991.

Different jurisdictions have overlapping definitions of “rent control”. What Ontario engages in is described by some academics and regions as a tenancy rent control, or as rent stabilization. It works like this: once a year, a landlord can raise the monthly rent by a provincial guideline pegged to inflation, or inflation plus 3% if their costs have spiked or they made improvements to the unit. Between tenants, landlords are free to price rents at whatever the market will bear.[1]

This prompted a lot of commentary, ranging from benign skepticism[2] to vigorous condemnation[3]. The chorus sounded like this:

Against all common sense, the province is handing its cities a poisoned chalice: it is textbook economics that price controls sharply reduce the value of new construction.[4] Under rent control, the quantity and quality of available rental units will fall as developers are less incentivized to build or invest in rental properties — all of which exacerbates any price crunch.[5] The fact is, rent control would largely help high-end renters in a high-end market, since most units built after the rent control exemption are condominiums. It’s tough to see how rent control would accomplish much except transferring money from unit owners to their tenants.[6] Instead, the province should be tackling the root of the problem: the supply of new housing units in Toronto and elsewhere is not keeping up with demand.[7]

As a casual observer and experienced tenant, these claims seemed a little counter-intuitive. Toronto is currently in the grips of a housing crisis. A speculative real estate bubble has priced out ownership for low- and middle-income people,[8] and it’s easy to find stories about sitting tenants seeing their rents jump by hundreds of dollars.[9] [10] [11] Every time I have looked for housing, the uncertainty of living in an uncontrolled apartment weighed heavily on my mind.

When demand for rental units is high and vacancy rates are low, landlords have a lot of power over their tenants — and all the more if they can increase rents at will. The absence of controls allows the unscrupulous to evict tenants exercising their rights, and the eager to extract more for the same service they provided before. It seemed strange for so many critics to ignore what felt like the real problem at hand: the lack of security of tenure. Could rent controls really be that counterproductive? For that reason, I decided to learn as much as I could about the topic.

This paper explores the mechanics and outcomes of rent control policies. First, I examine the empirical evidence of rent control’s impact on rental housing

construction in Toronto and the province of Ontario over the past forty years. Then, I review the economics literature and explore and challenge the theoretical basis for rent controls' poor reputation. Finally, I examine our shifting understanding of the relationship between tenants and landlords, and the history of Canadian housing policy to argue for the state's role in ensuring the provision of security of tenure.

Rent control in Ontario

During the 1970s and 1980s

When we talk about rental supply, we typically distinguish between the “primary” rental market, where professional landlords operate purpose built rental buildings, and the “secondary” rental market, where individuals rent out their basement apartments or spare condominiums.[12] We typically favour primary rentals because professional, full-time landlords are more capable of absorbing maintenance costs and are far likelier to provide long-term accommodation. Condominium units have a tendency to get flipped, and basement apartments are often vacated for the owner's own use.

We're blessed that Ontario is a relatively well studied jurisdiction. In a widely cited² paper written in 1988, Lawrence Smith looked at Ontario's rental market in the aftermath of the province's rent controls.

According to Smith, the primary rental housing sector has been in a state of crisis for about forty years.[13] Beginning in the 1970s, the construction of new private purpose-built rental buildings collapsed. If in 1969 Ontario had 27,543 new, unassisted rental building starts, by the mid 1980s under 5,000 were being built as private developers left the market.[14] At first their departure was compensated by government assisted housing starts, but before long the provincial and federal governments began to withdraw funding as well.[12]

Around the same time primary rentals dried up, new tenant protection legislation was being introduced, and by 1975 rent controls were in effect throughout the province. In the beginning, rents were essentially fixed in nominal terms, which in a high inflation era meant their real values quickly declined. New construction was at first exempted, and then not; only by 1986 were the guidelines changed such that rent adjustments became tied to inflation.[14]

Smith's technical argument against controls goes something like this: rent control artificially lowers the income that landlords can expect to receive from rental properties. This depresses any motivation investors may have for responding to demand by creating new rental buildings. Meanwhile, lower rent costs relative to ownership encourage more people to stay in the rental market, which creates

² Not only does it make a frequent appearance in the literature, both the *Globe's* Marcus Geef[4] and CIBC's Benjamin Tal[5] cited it when writing their rent control skeptic op-eds in 2017.

more demand for fewer units. A control imposed in response to unaffordable rents and low vacancy rates will therefore exacerbate both.

Rent controls don't just affect new construction, and therefore new tenants; they can have stark effects on existing units as well. Faced with a control where increases in rent grow at a rate slower than the costs of maintaining the property, existing landlords are strongly encouraged to let their properties deteriorate, or convert them to condominiums.

Smith argued that all of the above occurred after the province instituted its 1975 rent controls. He found that real rents and capital values of rental units collapsed, and that Toronto lost 11% of its moderately priced rental housing stock through conversions, demolition, and eviction through renovation. By 1986, vacancy rates were an extremely low 0.1%, but the market was unable to add supply. To quote:

In a normally functioning, uncontrolled housing market a vacancy rate below the natural (or equilibrium) rate triggers an increase in real rents and real capital values. This in turn stimulates increased expenditures on the existing stock and increased new construction. Rent controls break this connection between low vacancies and large housing expenditures, and thereby impede the market adjustment necessary to satisfy the excess demand.

...

The timing and severity of the decline in rental housing starts, especially in government unassisted rental starts, and the contrast with the pattern of single detached, semi-detached and duplex starts suggest rent controls substantially reduced the volume of new rental construction in Ontario.

[Other factors such as less favourable demographics, rising interest rates, and increased tenant protection may have exacerbated the decline in rental starts, but rent controls appear to be the primary factor.]

[14]

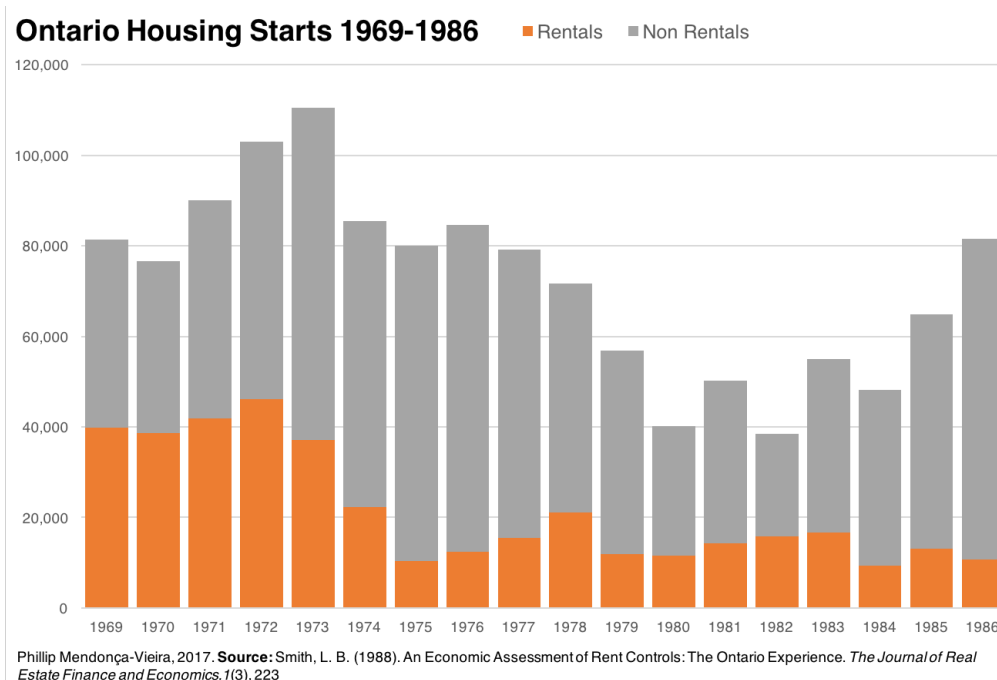


Figure 1: Ontario housing starts by intended market 1969-1986. This graph does not distinguish between private and government assisted rentals: from 1969-1974 private rentals constituted 72% of all starts, but from 1975 onwards they were under half of all rentals.

Revisiting Ontario's experience

During the 1990s and 2000s

Let's take this for granted, then. Rent controls appear to be the primary factor. Smith's paper was published some time ago. What has happened since?

In 1992, the New Democratic government's Rent Control Act limited the kind of capital expenditures landlords could recover via rent increases and once again exempted new rental housing from rent control for a period of 5 years.[15] In 1998, the Progressive Conservative government initiated the most dramatic change since their introduction: capital expenditures could now be fully recovered, vacancy decontrol³ was introduced for existing units, and rents in new buildings were permanently deregulated.[17] [18]

This means that for over twenty years⁴ tenants have lived in a regime where new construction lacked any kind of rent control. If rent controls by themselves

³ In the absence of 'vacancy control', rents are allowed to reset to market rates when tenants vacate their dwellings, i.e. the control binds to the tenant and not the dwelling unit.

⁴ Tenant laws were changed again in 2006, but rent controls were unaffected.

are the main disincentive acting on the volume of new rental construction, how do we expect the market to have responded since?

Any recent resident of Toronto can attest to a rapid pace of new construction. My assumption was that, starting from 1998, we should see a slow but steady increase in the rate of construction in new rental buildings and that they should eventually reach levels similar to those pre-1975.

Compiling data provided by the Canada Mortgage and Housing Corporation (CMHC), I was able to extend Figure 1 up to the present day:

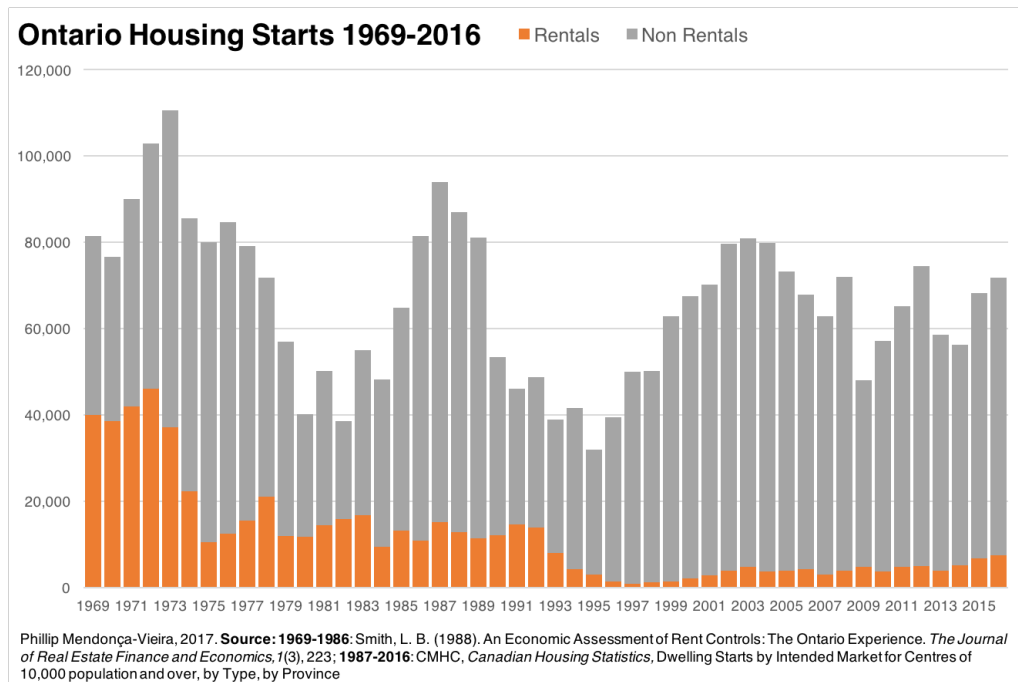


Figure 2: Ontario housing starts by intended market 1969-2016. Data from 1987 onwards is restricted to areas with over 10,000 people, and therefore undercounts total starts.

During the 1969-1974 pre-rent control period for which we have data, there were on average 32,704 unassisted rental starts per year, or about 30% of total production. From 2009 to 2016, a period without any rent controls, Ontario averaged 5,147 new rental unit starts, or a mere 10% of total supply.

If rent controls were the primary factor inhibiting new construction today, then surely we'd expect to see the opposite. Yet primary rental starts remain depressed. Opponents of controls argue that developers continued to price in the risk of their reintroduction,[19] but judged over the course of almost a generation that argument is wanting.

One downside of Smith's 1988 study is that it does not control for demographics, interest rates, recessions, etc. Rent controls could have caused record low vacancy rates by inducing higher demand – but 1986 was also when the majority

of the baby-boom cohort hit the prime rental occupancy age range of 20-35.⁵ Adequately controlling for everything is no easy task: reviewing the literature, it's a bit of an open question whether we possess the empirical data or theoretical capacity to do so properly.⁶

It's unsatisfying to merely note that the existing hypothesis doesn't fit new data. Ideally, we should be able to supply our own causal narrative. Why have developers built fewer units than they did during a period of harsh rent control? For that matter, why aren't they building them like they used to in the 1960s?

What else could be happening? While researching housing policy and statistics, I was able to identify two other big shifts that significantly impacted our housing supply.

The rise of the condominium

The first shift happened in 1967, when Ontario legalized condominiums and created a new form of property ownership – thereby substantially altering the economics behind multi-residential buildings. Since then, condominiums have dominated multi-residential construction.

This trend stands out pretty clearly when condominiums are compared to rentals:

⁵ As people age through their lifecycles they occupy different kinds of housing. As we will see later in this paper, Canadian policy is heavily weighted towards homeownership and so the relationship between vacancy rates in Toronto and the corresponding age pyramid in Ontario is rather obvious. Vacancy rates climbed in the 1990s as boomers entered the ownership market, and dipped again in the late 2000s as millennials, the next disproportionately large cohort, became of age.[20]

⁶ Hans Lind, writing in 2003, noted both that the “[Smith (1988)] study is very crude, as there is no control for other factors.” (p. 149) and that useful housing economic models are hard to develop given the required volume of empirical data (p. 151)[21]

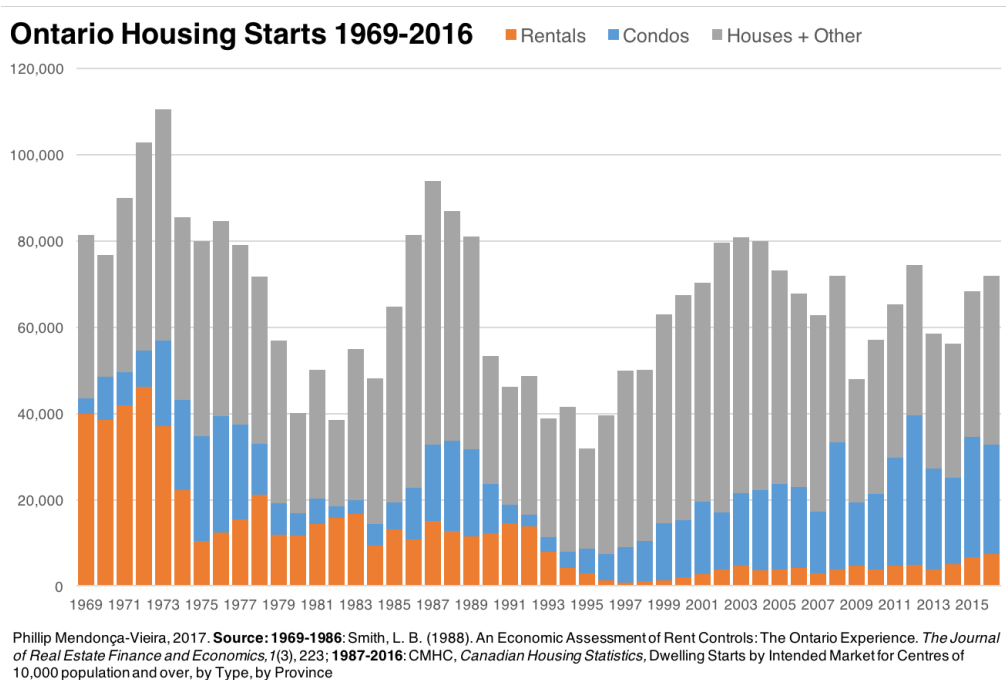


Figure 3: Figure 2, but distinguishing condominiums from single, detached and other housing.

On second thought, I wondered whether looking at this data at a regional level might be misleading, since different sub-regional housing markets have differing economic conditions. As you can see from the housing mix in Figure 3, Ontario was and still is aggressively subdividing and sprawling. With an abundance of available freehold land it's possible that, looking at province-wide data, we might understate the impact of condominiums. How would this look like in an already built-up area where by and large higher density developments are the only option?

For that reason, I dug up and plotted recent and historical data from Toronto:⁷

⁷ The CMHC's website only provides convenient access to data back to 1990. For information prior to then, I had to look it up in individual yearly housing statistics publications. However, the yearly publications only began to distinguish starts or completions by intended market starting in 1985 (presumably this data was collected prior to then, but simply not aggregated and published). In order to make the time frame being compared as similar as possible, I relied on a City of Toronto report.

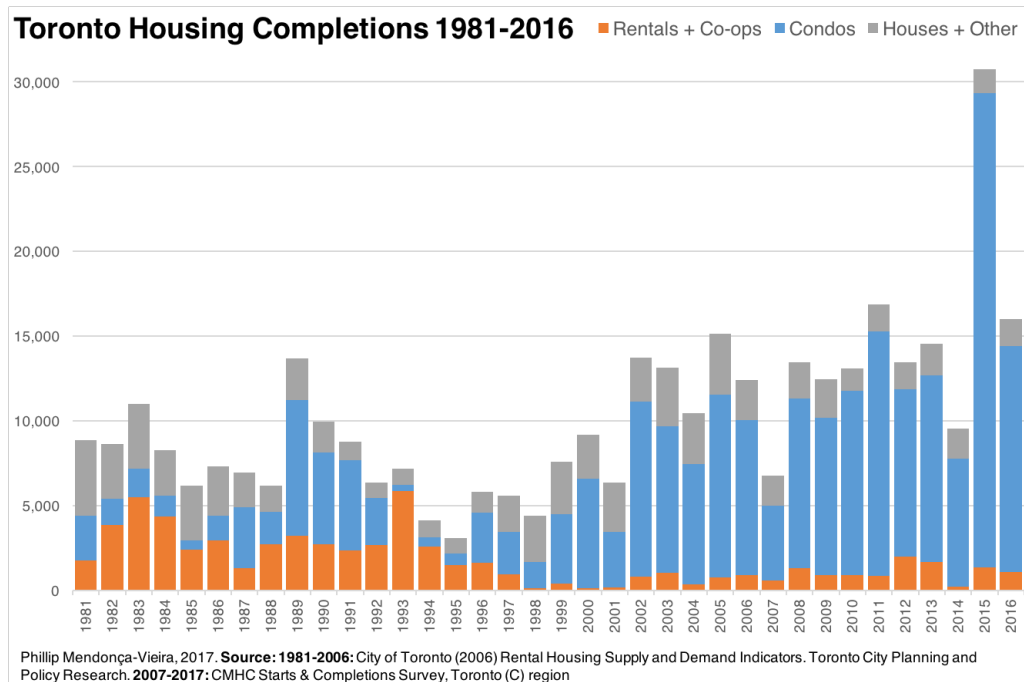


Figure 4: City of Toronto housing completions by intended market 1981-2016. About half of the population of Toronto rents, yet construction is dominated by condominiums. Note that this graph measures completions, as opposed to starts, and is therefore not directly comparable to figure 3.

Prior to the Condominium Act, apartment buildings could only be rented out or sold in their entirety. Now, for the first time, title could be given to each individual unit, greatly increasing the allowed density of privately owned housing. Condominiums immediately began to crowd out rental building investment: the first condominium in Ontario was originally constructed as a rental and was converted to a condominium soon after the law came into effect.[24]

Why is that so? In 2012, Jill Black wrote a great research paper regarding the financing and economics of multi-residential housing development. She explores the incentives property developers act on and the disincentives they suffer as they choose projects to work on, and it's well worth a read. According to her research, building to rent is riskier and less profitable than building to sell.[22]

Developers find building for the ownership market more attractive because with condominium projects construction doesn't begin until a majority of units are pre-sold to qualified buyers. This early-on cash stream reduces the amount of necessary debt, lowers interest repayment costs, and makes it easier to obtain financing. By the time the condominium units are occupied, the developer has realized their returns and freed up their equity for use in other projects.[23]

In contrast, a rental building doesn't generate income until it's completed and therefore it's harder to assess and demonstrate its financial feasibility. This means more equity is needed to obtain more expensive, CMHC insured, financing – equity which won't be recouped for years or decades.[23] Land values, which account

for 15-30% of the cost, are thus driven by the more profitable condominium projects.[25] In a way, the development of condominiums in desirable locations can lead to a kind of “Dutch disease”, whereby the more profitable projects support an increase in costs and prices that make other, lower margin, projects unprofitable by comparison.⁸

Finally, registering as a condominium allows for a more favourable tax treatment, since multi-residential properties are discriminated against by both our sales tax regime⁹ and by municipal property tax rates which are set higher than ownership housing.[27] The average tenant in Ontario pays twice the property tax rate of a homeowner, which for a hypothetical new rental building in Toronto works out to over \$200 a month in rent per tenant.[28]

However, condominiums didn’t just change supply incentives. They also changed demand. Ownership has several advantages compared to renting: a homeowner has more control over their surroundings, an easier time accumulating wealth, enjoys tax benefits (which I will soon discuss), and so on. By expanding the options for ownership, condominiums remove the highest income earners from the rental market. As a consequence, “there has been a significant fall in the demand for private renting amongst those able to pay the rents needed to generate new construction of private rented housing” and renting has increasingly become the domain of people with lower incomes.[29]

All of this conspires to make profit margins in the multi-residential investment market very narrow. What might be a suitable rate of return for an insurance company looking to operate a rental building is often insufficient for a developer to build a new one.[27] Small shifts in financing terms, land values, costs incurred due to delays in the regulatory planning process, and taxation can have a serious impact on the feasibility of a given project.

The notion that condominiums crowded out rental investment is compelling, but by itself doesn’t really exculpate rent controls. What if controls are just enough of a disincentive to shift the equilibrium?

The end of real estate tax shelters

The other significant event occurred in 1972, when the federal government overhauled the income tax system. Seeking to make taxation more equitable, close loopholes and reorient which industries it incentivized,[30] starting in 1972 and throughout the 1970s and 80s, the federal government implemented a series of

⁸ Discussing housing construction in Stockholm, Hans Lind (2003, p. 159) wrote: “Very few new projects were also started in the suburbs around the year 2000, as production costs had increased faster than the willingness to pay. This can be seen as a kind of Dutch disease, where the increase in factor prices generated by some profitable sectors—the centrally located condominiums—makes other “low-margin” sectors unprofitable.”

⁹ Rental buildings are GST/HST exempt, as opposed to zero-rated – meaning that unlike other businesses they can’t pass on sales tax to final consumers.[26]

reforms.

For the first time, the government began to tax capital gains – with the notable exception of the sale of a primary residence. The government changed the tax treatment of losses due to capital cost allowances, the rate at which capital costs can be depreciated, and removed the ability to pool rental buildings and defer the recapture of depreciation upon the sale of a property. It also prevented investors from outside the real estate business from claiming capital cost deductions or offsetting income via rental losses, and it altered how and which “soft” construction costs like architect fees, building permits, etc, can be deducted,[27] amongst other changes.¹⁰ [31] [15]

In practical terms, this meant that purpose-built rental buildings became a far less attractive investment class, while homeownership became far more attractive. Taxing all capital gains except primary residences, in addition to the variety of demand and supply side incentives and subsidies being offered at the time, is a considerable enticement for diverting money into homeownership. With regard to rentals, being able to depreciate a building tax-wise at a faster rate than its actual economic depreciation can have a large impact on after-tax returns.[27] Rental buildings become more profitable over time, as inflation and debt repayment lowers ongoing operating costs; prior to these reforms, high-earning professionals could use losses generated by rental properties to offset their higher marginal tax rates, and they could use liberal capital cost allowance rates to defer income tax until they sold their property.[15]

Additionally, in 1991 the Goods and Services Tax was introduced (and later, harmonized in most provinces), which increased the sales tax burden on new construction by almost 70%.[32] Whereas before only the building materials used in the construction of a rental building had a sales tax, now the full value of the building was subject to a 7% charge (though, lower today).[37] Renters don’t pay GST/HST on their rent, which means that developers are stuck with input credits they can’t use, thereby “stranding” tax costs.[26]

Marion Steele, writing in 1993, argued that these reforms, coupled with contemporary macro economic conditions, incentivized small scale landlording. The 1970s and 1980s featured high inflation and unprecedented housing price booms, which made expected capitals gains “the dominating motivation of investors”. Capital gains, in turn, are more valuable to high-income individuals than they are to corporations, whose marginal tax rates are lower.[33] Before, developers built large scale schemes for their own investment, and smaller schemes for sale to

¹⁰ It’s easy to understate these reforms because the true scope of the changes is a hard story to tell. There are a good half dozen different tax levers being pulled at different times: depreciation rates were altered, deductions eliminated, investment rules were changed and so on in 1972, 1974, 1978, 1981, 1986, etc. To compensate for these changes, the federal government introduced a variety of subsidies, like the Multiple Unit Residential Building in 1974, the Assisted Rental Program in 1975, etc, etc. If you want to go deep on these topics, see Clayton (1998), Housing Supply Working Group (2001), and Miron (1995), among many others cited in this article.

high-income individuals or their syndicates. But now these tax changes prompted developers to leave the industry,[34] and drew investors to dwelling structures that were easier to sell and whose conversion to ownership tenure was unrestricted: houses, duplexes, etc, and condominium units.[33]

These changes were made with little, if any, regard for their adverse consequences for our housing policy goals,[31] and given that the “Great Apartment Boom” of the 1960s ended shortly thereafter suggests that the effect of these changes was substantial.[15]

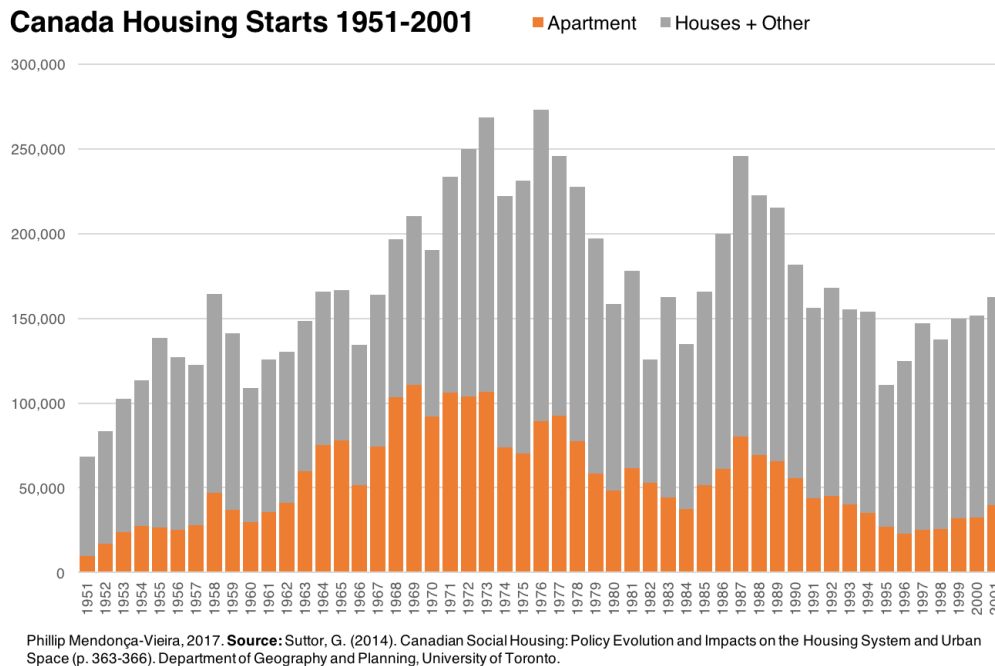


Figure 5: Canada housing starts by structure type 1951-2001. Note that these categories describe physical structures, i.e. “apartment” includes both duplexes, triplexes, etc and the large towers we today find synonymous with condominiums. We built more (almost entirely rental) apartment buildings in 1968 than we built (mostly condominiums) apartment buildings in 2001 (or 2016, for that matter).

Various federal Liberal governments recognized there were consequences from changing the Income Tax Act and tried to do something about it. The Multi-Unit Residential Building incentive (1974-1979, 1981) re-enabled the use of rental investment as a tax shelter. The Assisted Rental Program (1974-1979, 1981) gave subsidized mortgages to developers in exchange for below-market rents. The Canada Rental Supply Program (1981-1984) provided interest-free loans for up to fifteen years. The list goes on.[35] [36]

Besides the decline in rental housing starts, we have one other piece of evidence: the United States’ current tax regime as applied to rental buildings is broadly similar to how we did things pre-1972.[38] Though we can’t compare

them directly – Canada and the US are very different places – consider the example of Seattle and Vancouver. While Vancouver is experiencing a furious condominium boom, taking up to 60% of housing starts, the vast majority of new units in Seattle are apartment buildings.¹¹ [39]

In review

Commentators argue that rent controls are harmful because they remove new primary rental supply from the market, and therefore exacerbate the problem of low vacancies. In 1992, the province exempted new construction from rent controls for five years, and in 1998 that exemption was made permanent.

Yet investment in units intended for the rental market continues to be depressed. Instead, I argue that two other concurrent policy changes can better explain this trend. The first was the legalization of condominiums, which shifted the supply and demand incentives in multi-residential buildings and crowded out investment in rental buildings. The second were income and sales tax reforms, which has reduced the profitability of rental buildings.

Of course, there are many other factors and angles we haven't looked at. We have not controlled for the huge impacts of fluctuating interest rates, demographic trends, land prices, and so on. Tenants are further discriminated by municipal property taxes and exclusionary zoning restrictions. Yet given the timing of these changes, it seems fair to say that rent controls are not the main disincentive operating today.

But if Ontario's rent controls probably did not impact the supply of new housing, what else can we say about them? How does this evidence fit into the theoretical basis behind most economists' criticism of rent controls? What evidence do we have from other jurisdictions? What other criticisms are misguided — and which ones are well founded?

A theoretical overview

The many types of controls

The point of this paper isn't to say that price controls are a paragon of virtue, but instead to critically examine the received wisdom: the picture is rather murkier than that shown in in the standard textbook analysis.

One major problem with this discussion is that there are actually many qualitatively different kinds of rent controls, which different regions have experimented with over different periods of time. When designing a control, we can decide when and how prices increase, whether they track inflation or another indicator,

¹¹ Ah ha, you say, but rent controls are *illegal* in Washington State. Yet condominiums don't get built because of prohibitive building standards. It's complicated and hard to compare!

whether capital expenditures can be recovered, at what rate vacant units can reset to what the market will bear (if at all), and so on.¹²

Richard Arnott, in a widely read paper from 1995, broadly categorizes rent control policy into two distinct phases.¹³ The first wave, or generation, of controls were enacted around World War II and they imposed nominal rent freezes tied to individual units. In a planned war economy that lacked much in the way of private housing construction, this made a certain amount of sense; but afterwards most regions dismantled their controls and only New York City (and some European cities) maintained that wartime policy.^[40]

The second generation began in the 1970s as rent control ordinances were passed in Boston, Los Angeles, San Francisco and in a variety of towns in California, Massachusetts, New Jersey, New York, etc. The structure of Canadian governance saw these policies accumulate at the provincial level, and during this period ten provinces also enacted rent controls (though most have since abandoned them). These policies “differed significantly from the first-generation rent control programs” and usually allowed automatic increases in rent, the passing through of additional costs, and other like-minded provisions.^[40]

Separating controls into “hard” and “soft” is not especially useful, though. Hans Lind, writing in 2001, defined five distinct functional types of rent control. In his view, regulations can protect sitting tenants from being charged above-market rents (type A), or from increases in rent unattached to increases in costs (type B). Alternatively, regulations can instead bind to units and prevent landlords anywhere from charging above-market rents (type C), prevent rapid inflation by smoothing increases (type D) or, finally, prevent rents from ever reaching actual market prices (type E).¹⁴ ^[41]

The takeaway here is that when we talk about regulations, we have to be specific since their goals, mechanisms and therefore impacts are going to be different. New York City’s rent controls, which Lind identifies as an extreme version of a type E control,^[41] are the most famous and well studied example, and consequently critics are quick to conflate all rent regulation with the kind experienced there.¹⁵ That tendency is unfortunate, since in doing so they perform a sleight of hand: New York City’s complex and overlapping rent regulations were enacted at different points of time,¹⁶ and therefore its experience is idiosyncratic

¹² For a more exhaustive treatment of the literature, see Lind (2001) and (2003), Brescia (2005), Jenkins (2009), Grant (2011) and Ambrosius et al (2015)

¹³ This distinction between “first” and “second” generation or “hard” and “soft” controls is not original to Arnott; Hulchanski (1984) also refers to them that way and it’s likely that categorization was made contemporaneously when these controls were enacted in the 1970s.

¹⁴ I am not sure that Lind’s categories are especially useful for comparing different regulatory systems, in so far that its abstraction elides too many relevant details. However, it’s great for illustrating the wide variety in intent and implementation.

¹⁵ For example, both the *Globe*’s Marcus Gee^[4] and CIBC’s Benjamin Tal^[5] cite New York City when writing their op-eds.

¹⁶ NYC distinguishes between rent *controls*, which target buildings built before 1947 and

and unlikely to be directly applicable to other cities.

Of course, they're not wrong to criticize nominal rent freezes. Obviously, a control regime that over time lowers real income below that of real expenditures is a *bad idea*. It transforms rental properties into endless money pits. It's fine, and likely necessary, to subsidize some aspects of how we produce or provide housing units in order to achieve our policy goals – but it's unreasonable to expect that subsidy to be provided to the exclusive detriment of individual landlords. If investors wish to transfer their wealth to tenants they don't need to go through the trouble of erecting a building.

But that's a false choice. We're not limited to choosing between an unfettered market and a ruinously restrictive price control.

In a competitive market, prices don't increase arbitrarily

When economists discuss losses in efficiency, allocation and welfare, they're comparing the real world with an idealized “perfectly competitive” market where landlords compete to produce homogeneous housing units, there are no externalities, every actor possesses perfect information, and so on. In this view, a landlord faced with increased demand is free to increase prices and profits accordingly. Abnormally high profits, though, attract other potential landlords who by virtue of adding to the supply of apartments will then drive down their prices.

Given a perfect market, any sketch on a napkin will show that if prices are not allowed to rise with demand then new entrants will stay put, supply will not increase, and shortages will follow. However, given perfect competition, the market prices any landlord can fetch will over the long run equal their marginal cost, i.e. the amortized cost of building and operating a housing unit plus the landlord's opportunity cost. Put another way, in a *well functioning market* it's more or less unreasonable to expect that the rents any given landlord is able to extract will grow much faster than costs and inflation.¹⁷

The implication here is that while absolute price ceilings can be and are harmful, there is no obvious reason why price *smoothing* such that increases match but do not exceed costs should have a strong effect on the incentive to create new rental housing.¹⁸ Other economists have reached this conclusion. Writing in 2001,

continuous tenancy prior to 1971, and rent *stabilization*, which targets buildings built prior to 1974 with rents under \$2,700. Different tenants under different systems have different rights. Rent *controls* may have been a nominal freeze when they were enacted, but today landlords are entitled to a 7.5% increase per annum.[42][43]

¹⁷ Arnott makes the case that housing markets are actually monopolistically competitive since housing structures and preferences are not homogenous, there are substantial asymmetries in information, and transactions costs are non-trivial. Consequently, rents are set higher than their efficient level and the corresponding deadweight loss can be mitigated (Arnott 2003, p. 106). But for our purposes we don't need to engage with this argument.

¹⁸ “The introduction of tenancy rent control has no obviously strong effect on the incentives to undertake rental housing construction.”[44]

Alastair McFarlane developed an econometric model of rent stabilization and concluded that “because allowing fully flexible base rents permits landlords to capture all of the advantages of a rent growth control, neither the timing nor the density of development will be affected by rent stabilization”, though landlords are incentivized to redevelop sooner than later.[45]

Trivially, investment in multi-residential buildings is a function of one’s cost of equity, cost of financing and net operating income; developers may invest in a project expecting significant growth in their net operating income, but in a competitive market that is a rather risky assumption. Therefore, even in the absence of rent controls, projects by and large must be cashflow positive given rents available immediately post-construction.[46]

As far as new supply is concerned, we can therefore conceive of a non-harmful rent control: if prices increase with costs and inflation, landlord cashflows should largely be unaffected. It’s easy to see why: a cost-adjusted tenancy rent control primarily impacts only one area of the development process: the initial lease up of an empty building.[47] Given the long-term nature of multi-residential investment, and provided with the ability to adjust for initial mistakes, over the long run the impact on their finances should be reasonable if not minimal – and their business model can be satisfied so long as cashflows keep up with costs and capital expenditures.

Consider GWL Realty Advisors, whose president Paul Finkbeiner was quoted in the *Financial Post*:

“We believe there is a strong demand for rental apartments and this property will lease up over time,” Finkbeiner said about his Livmore project, [...] “Apartments provide good long-term returns and very low vacancy levels, it’s just one of the best assets classes from a stability point of view.”

...

GWL seems to think it can work within the new provincial rules. “As a developer, we are building something that will last for 25-50 years that works for tenants,” said Finkbeiner. “We want long-term renters which is also consistent with our investors that are long-term in nature. These buildings go to pay pensions and people’s investments.”

He noted Ontario still allows rents to be raised to market level once a tenant leaves a unit and capital improvements to buildings can also be passed on to tenants.

“All we want is a fair rent for our apartments, we do not want above guidelines. We have been able to work within rent controls and still deliver a good product for our investors and tenants,”[48]

Evidence on supply from other jurisdictions

Recall that Ontario's current rent control regime pegs rents to inflation, does not control rents between tenants, and allows cost pass through. Lind categorized it as a type B control,[41] and elsewhere it is variously called a kind of tenancy rent control or rent stabilization.

We saw earlier that though Ontario's previous rent control regimes may have been harmful, they were unlikely to be the main disincentives acting on supply since 1998, when vacancies were decontrolled and new construction was exempted entirely. Since we need to compare apples-to-apples, what other evidence can we draw for the impacts of type B rent controls?

Consider Manitoba, whose regulation scheme is broadly similar¹⁹ and has regulated rents since roughly 1976. Hugh Grant, writing in 2011, argues that there is no evidence that Manitoba's rent regulation program had a negative effect on the supply of new, or maintenance of existing, rental properties. Manitoba at the time was experiencing a low vacancy rate, which Grant attributed to a rapid influx of immigration, and a relatively inelastic supply due to large planning-to-completion time lags and uncertainty about future rates of population growth.[49]

In New Jersey, over one hundred municipalities have enacted their own rent controls. Each city implemented their regulation differently, but by and large they all permit automatic increases, passing on capital improvements, etc; almost half also engage in vacancy decontrol. In 2015, Joshua Ambrosius et al used the 2010 United States Census and compared the regulated cities with unregulated cities. They found that, once they controlled for other factors, New Jersey rent control policies had no statistical impact on rental quality, rental supply, property appreciation or foreclosure rates in the cities that enacted them.[50]

In fact, tenancy rent controls seem to barely control rents at all. Earlier this year, Graham Haines analyzed Ontario's rent regulations and developed a model that estimated that "the discounted cumulative income earned by the rent controlled building was between 98.5% and 99.0% of that earned by the non-rent controlled building".[51]

This finding is corroborated by both the Manitoba and the New Jersey study cited above. In New Jersey, median rents in rent controlled cities were found to be roughly the same as rents in non-controlled cities.[52] In Manitoba, Grant argues "there is no evidence that rent regulations have restricted rents below what would prevail in a perfectly-competitive market under equilibrium conditions".[53]

Though they do not quite confirm to my criteria above, two other studies are worth mentioning. Frank Denton et al, in a 1993 report commissioned by the CMHC, developed an econometric model and conducted an extensive empirical investigation of the impact of rent controls on Canadian housing markets. They

¹⁹ Manitoba does not allow the rent in buildings with more than 3 units to be reset on vacancy, but it exempts new buildings for 20 years and has a more generous cost pass through provision. Grant (2011)

concluded that “there is no evidence that controls influence the long-run rate of increase of rents”, nor did they impact housing starts or maintenance though they may lower vacancy rates.²⁰ [54] Celia Lazzarin analyzed rent regulations in British Columbia from 1974 to 1984 for her 1990 master’s thesis. She found that basically there were too many confounding variables (demographics, unemployment, interest and inflation rates, migration, etc) to attribute the declines in Vancouver’s rental supply solely to rent controls.²¹[55]

Controls probably incentivize tenure conversions, though

There is one noticeable disadvantage to a tenancy rent control: in tight markets the delta between long term tenant rates and market rates can grow rather large.

Because rents reset between tenants, landlords therefore may try to select for shorter term tenancies (i.e. by preferring students over families) and building smaller units. Lawrence Smith wrote about this in 2003, as well as Richard Arnott.[18] [44]

Keeping some rents below market prices has another detrimental effect: it encourages property owners to economically evict their tenants via renovations or to convert to unregulated forms of tenure. At the beginning of this paper, I reviewed Lawrence Smith’s 1988 paper which mentions this for Toronto, and earlier I cited McFarlane (2001). I’ve chosen to highlight three other papers.

Writing in 2017, Martine August documented the financialization of multi family residential properties in Toronto. Aided by the deregulation of capital markets, the end of Canadian social housing provision and historically low interest rates, private equity funds and real estate investment trusts have been buying up aging rental properties – with the explicitly stated purpose of turfing their existing low-income populations in order to renovate and gentrify their units.[16]

David Sims, writing in 2007, examined what happened after Massachusetts ended rent controls in 1994. He argues that units in previously controlled areas became 6 to 7 percentage points more likely to be rented out (i.e. that units were kept from the rental market).²²[56]

Rebecca Diamond et al, in a paper published in 2017, leveraged a uniquely rich dataset. In 1994, the city of San Francisco extended its rent regulation to buildings with 4 or fewer rental units built before 1980 (about 30% of the rental stock). Combining a private data provider with property records, they were able

²⁰ It’s worth noting that this study suffers from the same problems all econometric studies do: the lack of suitable data, the difficulty of adequately modelling housing markets, etc, and the report itself includes many attached comments to that effect.

²¹ BC’s controls at the time were rather haphazardly designed (increases were set to 8% or 10%, though inflation occasionally exceeded that) hence why I mention it in passing.

²² “My results suggest rent control had little effect on the construction of new housing but did encourage owners to shift units away from rental status and reduced rents substantially.” Sims (2007)

to follow individual San Francisco tenants occupying regulated and unregulated housing units from 1994 to the present day. They found “that rent-controlled buildings were almost 10 percent more likely to convert to a condominium or a Tenancy in Common”.^[57]

There is some reason to doubt these numbers *prima facie*, since converted housing units remain part of the housing stock – and a large percentage of condominiums are rented out to tenants without this necessarily being reflected in most housing data sources (though it seems that Diamond’s dataset mostly controls for this). It may be more accurate to say that primary rental units are being converted to ownership *and* the secondary rental market.

In addition, California’s Ellis Act creates a relatively permissive environment for conversions. This is in contrast with Massachusetts, where Sims found that “rent decontrol is associated with an 8 percentage point increase in the probability of a unit being a condominium”, presumably since conversion restrictions were lifted alongside controls.^[56] Nevertheless, it seems fair to conclude that keeping units below market rates exacerbates the incentive towards selling them or redeveloping them.

I think it is important to distinguish between conversion to ownership tenure and “renovictions”. Reading these papers I can’t help but think that the actual problem with condominium conversions has more to do with rising land values and the lack of new supply. That regular, continuous growth in market rates makes conversions attractive is not surprising. San Francisco’s property values have appreciated by 550% over the last thirty years,^[58] and it rather famously doesn’t build much in the way of new housing despite creating lots of well paid jobs.^[59] As seen in Massachusetts, condominium conversions can likely be regulated or disincentivized.

With regard to “renovictions”, I think we can ameliorate these conditions by moderately controlling vacancies, paired with a temporary exemption for new construction. If inter-tenancy rent increases are restricted by 10% or even 5% over inflation we reduce the incentive for high tenancy turnover and smooth rapid price increases across the market,²³ while preserving the normal incentive structures

²³ August goes a step further and documents how vacancy decontrol in Ontario was likely designed as a predatory move:

In 1998, Residential Equities REIT (ResREIT) was launched, with plans to acquire 27 Ontario properties “to more fully benefit from the anticipated relaxation of rent controls in Ontario, with legislation expected to be proclaimed in force in April 1998”. Quite notably, ResREIT was launched by Dino Chiesa, Assistant Deputy Minister in the Housing Ministry during the time the 1997 Tenant Protection Act (TPA) was conceived. Immediately after, he left public office and started ResREIT to directly profit from new opportunities for rental increases in legislation he helped to craft ^[16]

August’s paper makes a compelling argument for the role of (vacancy controlling) rent controls, paired with condominium conversion restrictions, in acting as a kind of stabilizer that disincen-

and business models previously described.

Affordability is about the land

The essential observation here is that rent controls cause a decline in rentals not because they are rendered unprofitable or unsustainable, but because they are crowded out by ownership housing and other, more profitable uses. Today's land prices set the floor on the rent tomorrow's new supply needs to extract, and so it seems that when we talk about letting rent prices float to market rates, we imply that landlords deserve to capture the growth in value immediately rather than just through capital gains.

To the extent that increases in land values in certain cities are a function of inelastic supply, capital markets and low interest rates, that seems like a strange reason to support a transfer from tenants to landlords. In fact, allowing landlords to arbitrarily increase prices and extract value gains immediately likely incentivizes existing investors to *prefer* a regime of supply inelasticity – since no new investment or activity is necessary from their behalf to reap the benefits.

Ultimately, our housing crisis is a matter of income: tenants with low incomes have an *income* problem, not a housing problem.[60] [61] Land prices and other costs, driven by restrictive land use policies and the speculative bubble, have grown faster than tenant incomes and pushed financial recovery rents beyond what most of the rental population can afford or finds reasonable. While land prices continue to grow above inflation or wages, maintaining affordable housing stock will continue to be a challenge.

In the absence of subsidies, the private sector is unlikely to build new rental housing for the low end of the market. Though the profitability of building modest cost ownership housing in large volumes can approach that of smaller quantities of high-end ownership housing, the same is not true for affordable rentals. It costs only slightly less to build an affordable rental, compared to building high end, but the resulting income stream is substantially smaller.[27]

Relatively affordable privately developed housing, then, occurs because as inflation and mortgage payments decrease carrying costs over time, the rent necessary to carry a rental investment decreases. And, through a process called filtering, new high-end housing creates vacancies lower in the chain as people move on up to occupy new supply. In theory, as the existing housing stock ages and deteriorates, people with higher incomes will tend to prefer newer, higher quality housing.[62] In practice, as housing preferences change and formerly 'downtrodden' areas become trendy, the filtering chain can get interrupted as higher-income people renovate and move into formerly lower-income areas.

tivizes predatory gentrification and preserves existing affordable units. I came across it only after I'd written this paper, hence this footnote and quick mention above.

In review

Commentators criticizing rent controls often point to New York City as a negative example, but that city's experience is rather idiosyncratic. The design and implementation of rent controls varies so much that we must be careful and specific when making comparing different regions.

Price controls are bad in so far that they render the production of goods and services untenable: absent subsidies, a landlord must be able to recoup her investment from the rent she extracts from her tenants. Conversely, as long as landlords can recover increases in their costs over time, their business models should be unaffected. While first generation controls were likely to be as harmful as described, there is no theoretical reason why a well-designed rent control should disincentivize new construction. This outcome is confirmed by several theoretical and empirical studies.

However, a well-designed rent control allows landlords to pass through capital expenditures and somewhat incentivizes renovations, and therefore does not directly help with gentrification. A well-designed rent control does not disincentivize new supply but it doesn't ease supply inelasticity either – and therefore by itself cannot ensure affordability.

What *are* rent controls good for, then? That a regulation is relatively neutral does not justify its implementation.

The role of security of tenure

Rent control and the prevention of precarity

The economics literature on rent controls has much to say about efficient allocation, property values, maintenance and the supply and demand for rental housing, but unfortunately economists and other commentators rarely seem to have anything to say about security of tenure.²⁴

The omission is glaring. In a 2003 paper reviewing tenancy rent controls, Richard Arnott noted that:

Almost all economists lead financially secure lives and were raised by parents who emphasized responsibility and self-discipline. They have little or no personal experience with the insecurity that is ever-present in the lives of the less advantaged—those from dysfunctional families, those not raised to middle-class values, and the less able—who tend to live from one paycheck to the next. Not surprisingly, therefore, most economists ignore or underemphasise the importance of security

²⁴ For example, in 2009, Blair Jenkins looked at over fifty economics papers and did not see fit to include anything on security of tenure.[63]

of tenure in rental housing, even though it is consistently second only to affordability on the list of concerns raised by tenant groups.[64]

Security of tenure is the idea that you have the right to occupy your home and be protected from being forced to leave against your will. By way of contrast, a homeowner's right to security of tenure is usually taken for granted. So long as they're current on mortgage payments (if any), taxes, etc, a homeowner is protected from involuntary eviction. That security is not absolute, of course: they may be expropriated or rising interest rates may render them unable to afford their home, but by and large "they cannot be forced out at the whim of someone else".[65]

By default, in most common law jurisdictions tenants do not have this security. They may be denied a renewal of their lease, they may be subject to seizure by landlords who simply dislike them, or they may be 'economically evicted' due to arbitrary increases in their rent. Providing tenants with security of tenure (i.e. protection from involuntary or arbitrary eviction) requires that we not only ensure that housing units are well-maintained and safe for inhabitation, but that we also prevent landlords from unduly exercising their economic power over tenants.

Earlier, I examined the theoretical basis for a well-designed rent control, and concluded that it was an ineffective tool for ensuring affordability or preventing gentrification. However, rent regulations do seem to be effective at keeping current tenants in their homes.

For example, consider the case of Massachusetts, which abolished its rent controls in 1994. Four years later, the *Economist* reported that in Cambridge "nearly 40% of tenants in regulated flats moved out after rent control ended", and that "decontrolled rents overall jumped by more than 50% between 1994 and 1997".[66] David Sims, writing in 2007 about the same decontrol event, found that "decontrol is associated with a decrease of renter stays of 1.84 years", which is rather "sizeable when compared to the mean renter stay of 6 years in the sample".[56] This is framed as a loss of efficiency in terms of labour mobility, but I'm not sure it's that cut and dry.

Most striking is the result from Rebecca Diamond et al's research. They frame rent regulations as a kind of insurance against rent increases whose cost in practice is borne by all tenants, as the restriction in supply causes unregulated or vacant rents to rise more than they would have otherwise. They then found that tenants receiving rent control were up to 20% likelier to remain in their apartments and that "absent rent control essentially all of those incentivized to stay in their apartments would have otherwise moved out of San Francisco". Diamond et al conclude that the gains in welfare those tenants experience narrowly outweigh the resulting deadweight loss incurred on others, but argue that providing this insurance function directly as a government subsidy or tax credit would be more efficient.²⁵[57]

²⁵ I'm not sure that insurance is practical. Insurance can either be privately mandated or

Given that the welfare gains for San Francisco alone are measured in the billions of dollars, that could be a sizeable intervention. But why shouldn't we intervene? After all, we substantially subsidize private ownership. Its relative attractiveness as an investment is the direct result of government policy. The relative scarcity of land via exclusionary zoning is a government policy. Financial liberalization and the coupling of capital markets to home financing was the result of government policy.

Most suggestions for how to improve the affordability of rental buildings involve either direct subsidies or the reinstatement of tax shelters, and the extent to which they are built at all today in Canada would not happen without the direct intervention of a government agency, the CMHC. It's not like our housing markets exist in a state of nature.

A brief history of housing in Canada

Property rights and the markets they enable exist to the extent they are enforced and protected by the state. When we establish and regulate rights, we typically seek to balance the interests and concerns of everyone involved, and revisit those tradeoffs as our values and goals shift over time. We think our food should be safe to eat, our doctors should be well trained, and that you shouldn't dump waste anywhere you feel like.

In Canada, it would be difficult to identify a time when we had a completely laissez-faire housing market. Some of our earliest municipal by-laws regulated building standards. First, we sought to improve our health, safety, fire, and construction standards, and later we gradually began to add a host of land use and development regulations.^[67]

These regulations led to the elimination of unhealthy, unsafe and poor quality housing in urban areas. If in 1951 almost one out of every ten houses lacked basic plumbing facilities, by 1982 that had dropped to 1.6%.^[68] However, our improved housing standards and growing restrictions on land use led to an increase in the cost of its manufacture. As early as 1914, it became apparent that the private market alone was not providing enough low income housing.^[67]

One intervention begat another. Federal incentives were introduced in 1938 to stimulate the development of low income rental housing, and by 1949 the government began to invest directly in its production.^[67] Buoyed by the post-war economic and population boom, we began to seriously expand our welfare state

publically provided. A private mandate is a non-starter; a control at least saves us from the cost of an administrative apparatus. A public provision is more appealing. On the one hand, funding it from the population at large would be more progressive than just across tenants. On the other hand every insurance function I'm aware of eventually acts to cap costs and so it's not clear to me landlords would end up in a significantly different position. That said, a public rent insurance program could be very politically useful: it would re-normalize the routine direct public provision of housing services.

and, concerned with ensuring “enough rental housing production to nourish the golden goose of urban growth”, from 1965 to 1995 up to 10% of all new housing was some mix of social housing.[69]

These interventions were not limited to the poor – quite the opposite. In 1946, the CMHC was established with the aim of increasing home ownership among the broad middle and lower-middle class. Focusing mainly on making amortized mortgages work for house buyers and private investors in rental housing, by the mid-1960s most households obtained at least part of their mortgage loan directly from the federal government.[70]

In fact, most of the history of the role of Canadian government housing policy is an effort to assist ownership. In 2005 alone, more individual homeowners were helped through mortgage insurance than the number of all social housing units funded since the 1970s. In addition to creating cheaper loans, the federal government also provides subsidies through a variety of tax credits, tax sheltered investment vehicles, and tax exemptions. When the federal government began taxing capital gains it exempted the sale of primary residences, which by 2008 was costing almost \$6 billion a year in uncollected revenue.[70]

In so far that our housing policy has targeted the middle class’ standard of living, it has been rather successful. As an investment asset, home ownership confers unique benefits: it provides shelter as well as equity that can be withdrawn later in life. Canadians who pay off their mortgages spend on average only 11% of their income on housing and, by 1999, the average homeowner earned 208% more income, and owned 70 times more wealth, than the average tenant.[70]

Tenants have rights too

This is to say, “what kind of living conditions do we want people to enjoy?”, and consequently, “what, exactly, should be the goal of our housing system?” have been considered important questions for over a century. Our answers to these questions have shifted over time. We began by regulating the safety of our housing, and today we significantly subsidize its ownership for those who can afford it.

Similarly, our perception of the nature of the relationship between property owners and tenants has also shifted.²⁶ Under common law, which concerned itself with a leaseholder’s (agricultural) relationship to the land, a landlord was under

²⁶ I haven’t been able to corroborate this quote but it’s eye popping:

“The next year, 1969, the Vancouver Tenants Council **campaigns actively for the right of tenants to vote in civic elections**, for enforcement of the building code, for changes in the Landlord and Tenant Act, for abolition of the Distress Act, and that landlords be compelled to give reasons for evictions.”

I knew that in both Vancouver and Toronto non-resident property owners get to vote in municipal elections (presumably, since they pay property taxes) but it blew my mind that this wasn’t originally extended to *tenants*![71]

no statutory requirement to maintain the premises or conduct any repairs. Nor were there any limits on their power to evict or even seize the property of tenants. A review of the applicable laws in 1968 found that landlords possessed such a disparity of bargaining power that tenants did not have a freedom of contract in any real sense.[72]

For a variety of ethical, legal and economic reasons, it became clear that tenants deserved protection, and that applying antiquated land law principles to the modern urban apartment was totally unsuitable. Gradually the law caught up: Ontario adopted its first residential protection laws in 1970, while the notion that tenants deserve security of tenure was added by 1975. Today, landlords are seen as responsible for providing safe and livable accommodations, and that tenants should be protected from arbitrary evictions.[65]

Often, this is framed as a conflict of self-interests between landlords and tenants, where tenants suffer disproportionate costs when forced to move, and benefit from stability. In a perfect market, the average tenant should be free from arbitrary increases or poorly maintained units due to the emancipating effect of competition. But in practice, that doesn't seem to describe reality. Given the possibility of economic eviction, the regulation of security of tenure must be accompanied by the regulation of rent.[73] David Hulchanski, writing over thirty years ago, compares rent regulations to consumer protection laws:

Where the rental market cannot function normally, such as in meeting supply, or when moving costs limit the mobility of consumer rental services [...] regulations protect consumers who find themselves in inferior bargaining positions.[73]

Every regulation imposes tradeoffs, and in that light we can compare the regulation of rent with the regulation of fire safety. Mandating that landlords' properties satisfy certain minimum fire safety standards also raises costs and therefore diminishes the affordability of housing. Though some are happy to make that macabre argument,²⁷ by and large we've decided it's a cost worth bearing: individual people are rarely in position to demand improved construction standards, and fires impose costs on everyone around it. At some point, we will always be dealing with thresholds and equilibriums, and it is up to society to decide what is or isn't acceptable: in Ontario, only about 7 people per million die every year in residential fires.[75]

²⁷ The columnist Meghan McArdle, writing about the Grenfell tower tragedy, callously noted:

It's possible that by allowing large residential buildings to operate without sprinkler systems, the British government has prevented untold thousands of people from being driven into homelessness by higher housing costs. [...] Hold these possibilities in mind before condemning those who chose to spend government resources on other priorities. Regulatory decisions are never without costs, and sometimes their benefits are invisible.[74]

And, much like fire safety, security of tenure doesn't just benefit individual tenants. The stability provided by security of tenure is the stuff from which well functioning communities are made of.

Security of tenure is a public good

In economics there exists a concept of a “public good”, which broadly applies to any “service” or “thing that people derive benefit from” that is both non-excludable and non-rivalrous. Non-excludable means that you can't prevent people from enjoying it; non-rivalrous means that by enjoying the good you are not depriving other people from doing the same.[76]

The classical examples include clean air, national security, knowledge, and so on. I can't prevent you from breathing in the same fresh air that I'm enjoying, and when you consume official government statistics you are not depriving me of the same benefit. Public goods aren't necessarily provided by the state, much the same way that the state provides access to some private goods. The distinction is relevant because the nature of public goods incentivizes people to be jerks and therefore public goods “must be provided for everyone if they are to be provided for anyone, and they must be paid for collectively or they cannot be had at all”.[77]

Though housing itself is a private good, one's enjoyment of security does not impinge on the security of others. As we've seen, security of tenure cannot be provided without a collective investment of some sort since individual tenants rarely possess the bargaining power to afford it themselves. But more importantly, security of tenure provides benefits to the community at large – and also suffers from the free-rider problem that plagues other public goods.

Security of tenure is good for the public

Our communities consist of both physical infrastructure, like roads and public transit, as well as “human” infrastructure, like community organizations and loose neighbourhood ties. A neighbourhood may be desirable for its proximity to a grocery store – but also for the quality of its schools, the absence of crime and the vitality of its community events. A healthy neighbourhood is one where its residents are looking out for one another.

When landlords raise rents above costs, they are in effect cashing in on new or improved local amenities provided either by the state or the local community itself. The reduction of crime, or the expansion of public transit, readily provide rationales for increasing rents. Creating conditions where tenants may reasonably fear investment in their communities is a rather perverse outcome.

Tenants face substantial hurdles. I recently read Matthew Desmond's incredible and harrowing book *Evicted*, in which he followed several low-income renters in the city of Milwaukee over the course of a year. Early on, he writes:

“The public peace—the sidewalk and street peace—of cities is not kept primarily by the police, necessary as police are. It is kept primarily by an intricate, almost unconscious, network of voluntary controls and standards among the people themselves, and enforced by the people themselves.” So wrote Jane Jacobs in *The Death and Life of Great American Cities*. Jacobs believed that a prerequisite for this type of healthy and engaged community was the presence of people who were simply present, who looked after the neighborhood. She has been proved right: disadvantaged neighborhoods with higher levels of “collective efficacy”—the stuff of loosely linked neighbors who trust one another and share expectations about how to make their community better—have lower crime rates.

Towards the end of the book, he adds:

Residential stability begets a kind of psychological stability, which allows people to invest in their home and social relationships. It begets school stability, which increases the chances that children will excel and graduate. And it begets community stability, which encourages neighbours to form strong bonds and take care of their block. But poor families enjoy little of that because they are evicted at such high rates.

...

Eviction even affects the communities that displaced families leave behind. Neighbors who cooperate with and trust one another can make their streets safer and more prosperous. But that takes time. Efforts to establish local cohesion and community investment are thwarted in neighborhoods with high turnover rates. In this way, eviction can unravel the fabric of a community, helping to ensure that neighbors remain strangers and that their collective capacity to combat crime and promote civic engagement remains untapped.[78]

Faced with the unpredictable but certain need to move in the near future, it’s harder to establish deep ties to a neighbourhood. As a result, tenants are routinely discounted or ignored by our political structures,²⁸ and face greater hardships accessing necessary social services and economic opportunities.

In 2016, the New Zealand Housing Foundation commissioned Charles Waldegrave et al to undergo a literature review of the “Social and Economic Impacts of

²⁸ As the columnist John McGrath wryly noted,

If you don’t currently own a house in Toronto, preferably a detached one, the city’s political class doesn’t care about you and doesn’t even really want you.[79]

Housing Tenure” and the results are rather bleak. Being a homeowner, as opposed to a tenant, means you live longer and are both physically and psychologically healthier. It makes you less likely to retire early due to health reasons and homeowners on average spend less time unemployed. Owners live in neighbourhoods with lower crime rates, and their children are less likely to suffer from depression, and are more likely to graduate from high school.[80]

Some of these effects are undoubtedly due to homeowners’ higher levels of income and wealth. Life is much less stressful if you have the financial cushion to weather various misfortunes. However, these effects mostly persist even after controlling for socio-economic status and/or income. Waldegrave et al note that their study is limited, and did not include studies that focused on mortgage and rent stress though “it is acknowledged that unaffordable housing of whatever tenure type will almost certainly lead to negative health and social outcomes”. [80] A few of the studies they encountered did not find meaningful differences once they accounted for *residential stability* – and, after income, that instability is arguably the main source of stress differentiating owners from tenants.

In practical terms, it’s hard to avoid the inference that being a tenant is a rather harsh externality that our housing policies impose largely on the poor and the recent immigrant.

Conclusions

A popular urbanist school of thought posits that our cities are the economic engines of the future. Globalization diminished the importance of physical distance in the manufacturing economy, but the resulting shift to the service economy has magnified the importance of clustering effects and economies of scale provided by greater densities of goods and people – to say nothing about the looming threat of climate change and the environmental unsustainability of our low density suburbs.

In this view, it’s not hard to imagine a near future where the equity requirements of residential ownership (let alone freehold structures) has priced out most people. Back in March 2017, CIBC’s Benjamin Tal wrote that “the GTA market is fast approaching a full-blown affordability crisis” as a surge in demand due to “a notable increase in speculative and flipping activity” is pricing out most people from ownership markets. He argues that therefore municipalities must “rethink the role of rental activity in the region’s housing mix”. [81] Though I am prone to quibble with some of his preferred solutions,²⁹ it seems correct to observe

²⁹ Relaxing intensification targets and eating away at the Greenbelt seems short sighted. It says a lot that in terms of our political economy giving up those goals is easier than rezoning our land and increasing density. However, it will harm us in the long run as we miss out on economic clustering effects and continue to waste good money on unsustainable low density development. While I’m at it, the implicit assumption that the present equilibrium, where land prices are allowed to inflate at arbitrary values, is value neutral or not worth direct policy action is rather suspect.

that current macro economic conditions are rushing us towards a new era of unobtainable ownership prices.

In 2011, a little under half of the population of the city of Toronto rented their housing,[82] and the preliminary results from the 2016 census suggest renting is poised for a comeback. Rental housing dominates recent growth and change, and home-ownership is now out of reach for the young and the middle- and low-income.[84] It's become fun for real estate commentators to shrug and joke about life being unfair,³⁰ but our housing universe and its financing mechanisms aren't just some random happenstance – they're the result of decisions and policies we have made over the decades.

Critics do us a disservice by pretending rent controls are about affordability or supply. The best rationale for instituting rent controls is that of ensuring security of tenure, and in an environment where rents are rapidly increasing it becomes necessary to regulate rent. Not only do tenants deserve security of tenure, but they lead healthier, more productive lives in safer, more pleasant communities when residential stability can be taken for granted. Early rent controls were poorly designed; but a regulation that controls the rate of price inflation, while allowing for legitimate cost increases to be recouped, can be both sustainable and equitable.

A close examination of recent construction starts, and policy changes affecting the economics of purpose built rental buildings, reveals that Ontario's rent regulations are likely not the main disincentive removing supply from our housing markets. The legalization of condominiums in 1967 and the federal government's overhaul of the Income Tax Act in 1972 (amongst other tax changes) had a big impact on the relative profitability of rental buildings, and are likely the cause of their decline relative to other kinds of housing.

Almost no two rent controls are the same, and one has to be very careful when comparing different cities or regions. There is evidence from other jurisdictions with similar kinds of rent controls to that of Ontario's current regime that shows a lack of effect on the supply of new housing. Anyone who, when discussing rent controls, does not bring up the problem of security of tenure, or blithely compares regulations from different jurisdictions, may be pulling your leg.

Finally, housing is complicated and our governments routinely intervene and shape its outcomes. They did a great job creating and subsidizing suburbs and middle class ownership, but they are currently failing the poor and people who live in cities.

For better or for worse, renting is the future. Long-term tenants have a legitimate interest in staying in the communities they have made successful – and it's in society's interest that they lead stable, successful lives. Tenants do not deserve to be subjected to a tenure regime that significantly disadvantages them socially, economically, and politically compared to the subsidized homeownership population.

³⁰ Rob Carrick, reprinting in *The Globe and Mail* the quote: "The housing situation in Toronto is never going to be fair, but then again, life isn't fair either." [83]

References

1. Landlord and Tenant Board. (2017, May). Brochure: A Guide to the Residential Tenancies Act. Retrieved September 29, 2017, from sjto.gov.on.ca
2. McGrath, J. (2017, March 22). Ontario needs a rental rethink, but should tread carefully. Retrieved August 17, 2017, from tvo.org
3. McFarland, J. (2017, April 4) 'Exact opposite of what is needed': CIBC slams Ont. rent-control rules. Retrieved August 17, 2017, from theglobeandmail.com
4. Gee, M. (2017, April 20). Rent control isn't the solution to Ontario's housing problem. Retrieved September 12, 2017, from theglobeandmail.com
5. Tal, B. (2017, April 4). Rent Control—The Wrong Medicine. Retrieved September 12, 2017, from economics.cibccm.com
6. Selley, C. (2017, March 21). Chris Selley: Rent control is a bad solution to the wrong problem. Retrieved September 12, 2017, from nationalpost.com
7. Lafleur, S., & Filipowicz, J. (2017, April 15). Rent controls wrong answer to housing crisis. Retrieved September 12, 2017, from torontosun.com
8. McGillivray, K. (2017, April 05). Ontario second-worst economy for young people in Canada: report. Retrieved September 12, 2017, from cbc.ca
9. Martin, S. (2017, February 22). No fixed address: How I became a 32-year-old couch surfer. Retrieved September 29, 2017, from cbc.ca
10. Jaafari, J. D. (2017, April 14). Toronto tenants crushed by rent hike exemptions. Retrieved September 29, 2017, from theglobeandmail.com
11. Mercer, G. (2017, May 13). Tenants sound alarm on creeping rents. Retrieved October 31, 2017, from therecord.com
12. City of Toronto (2006) [Rental Housing Supply and Demand Indicators](#). Toronto City Planning and Policy Research
13. Smith, L. B. (1983). The Crisis in Rental Housing: A Canadian Perspective. *The Annals of the American Academy of Political and Social Science*, 465(1), p. 3-4, 58-75. doi:10.1177/0002716283465001006
14. Smith, L. B. (1988). An economic assessment of rent controls: The Ontario experience. *The Journal of Real Estate Finance and Economics*, 1(3), 217-231. doi:10.1007/bf00658918A
15. Miron, J. R. (1995). Private Rental Housing: The Canadian Experience. *Urban Studies*, 32(3), 579-604. doi:10.1080/00420989550012988
16. August, M., Walks, A. (2017) Gentrification, suburban decline, and the financialization of multi-family rental housing: The case of Toronto. <http://dx.doi.org/10.1016/j.geoforum.2017.04.011>

17. Staff report for information on Tenant Issues Related to the RTA 1 (Rep. pg 2-3). (2013, October 15). Retrieved August 28, 2017, from toronto.ca
18. Smith, L. B. (2003). Intertenant Rent Decontrol in Ontario. *Canadian Public Policy / Analyse de Politiques*, 29(2), 213. doi:10.2307/3552456
19. Brescia, V. (2005). *The Affordability of Housing in Ontario: Trends, Causes, Solutions* (p. 31).
20. Government of Canada (2017, May 01). Historical Age Pyramid. Retrieved October 20, 2017, from statcan.gc.ca
21. Lind, H. (2003). Rent regulation and new construction: With a focus on Sweden 1995-2001. *Swedish Economic Policy Review*, (10), 135-167.
22. Black, J. (September 2012). *The Financing and Economics of Affordable Housing: Development Incentives and Disincentives to Private-Sector Participation* (p. 8-9, 20), Cities Centre, University of Toronto
23. Black (2012, p. 8-9)
24. Hanes, T. (2008, February 23). Happy 40th. Retrieved September 18, 2017, from thestar.com
25. Pomeroy, S. (2001, October). *Toward a Comprehensive Affordable Housing Strategy for Canada* (p. 15).
26. Lampert, G. (2016). *Encouraging Construction and Retention of Purpose-Built Rental Housing in Canada: Analysis of Federal Tax Policy Options* (p. 6).
27. Housing Supply Working Group. (2001, May) *Affordable Rental Housing Supply: The Dynamics of the Market and Recommendations for Encouraging New Supply*, p. 9-14, 17-18
28. Federation of Rental-housing Providers of Ontario (2015) *Removing Barriers to New Rental Housing in Ontario* (p. 18)
29. Crook, T. (1998) *The Supply of Private Rented Housing in Canada*. *Netherlands Journal of of Housing and the Built Environment*, 13(3), 339
30. Benson, E. J. (1971, June 18) Budget speech delivered by the Honourable E. J. Benson Minister of Finance and Member of Parliament for Kingston and The Islands. Retrieved from budget.gc
31. Clayton, F. (1998, November) *Economic Impact of Federal Tax Legislation on the Rental Housing Market in Canada* (p. i, 9-12) Canadian Federation of Apartment Associations - Fédération Canadienne des Associations de Propriétaires Immobiliers
32. Enemark, T. (2017, July 06). *Fastest Way to More Rental Housing? Tax Changes*. Retrieved September 12, 2017, from thetyee.ca

33. Steele, M. (1993) Conversions, Condominiums and Capital Gains: The Transformation of the Ontario Rental Housing Market. *Urban Studies* 30(1), 103-126
34. Crook (1998, p. 335-336)
35. Goldberg, M. A., & Mark, J. H. (1985). The Roles of Government in Housing Policy A Canadian Perspective and Overview. *Journal of the American Planning Association*, 51(1), 35-36. doi:10.1080/01944368508976798
36. Suttor, G. (2009). Rental Paths from Postwar to Present: Canada Compared (p. 39-40, Research Paper 218). Toronto: Cities Centre University of Toronto.
37. Clayton (1998, p. 9, 32-33)
38. Clayton (1998, p. 14, 28)
39. Morales, M. (2017, August 14). Why Seattle Builds Apartments, but Vancouver, BC, Builds Condos. Retrieved September 13, 2017, from sightline.org
40. Arnott, R. (1995). Time for Revisionism on Rent Control? *Journal of Economic Perspectives*, 9(1), 100-102, 112-115. doi:10.1257/jep.9.1.99
41. Lind, H. (2001). Rent Regulation: a Conceptual and Comparative Analysis. *European Journal of Housing Policy*, 1(1), 41-57. doi:10.1080/14616710110036436
42. New York City Rent Guidelines Board. (2016, September 23). Rent Control FAQ. Retrieved October 30, 2017, from housingnyc.com
43. Nonko, E. (2017, August 28). Rent control vs. rent stabilization in NYC, explained. Retrieved October 30, 2017, from ny.curbed.com
44. Arnott, R (2003). Tenancy Rent Control. *Swedish Economic Policy Review*, (10), 98
45. Mcfarlane, A. (2001). Rent Stabilization and the Long-Run Supply of Housing. *SSRN Electronic Journal*. doi:10.2139/ssrn.283336
46. Black, J. (September 2012). The Financing and Economics of Affordable Housing: Development Incentives and Disincentives to Private-Sector Participation (p. 8-12), Cities Centre, University of Toronto
47. Tait, S. (2017, April 30). Ontario's Fair Housing Plan & Purpose-Built Rental Development. Retrieved September 14, 2017, from linkedin.com
48. Marr, G. (2017, July 18). Rent controls, no worries. Developer unveils major apartment complex in downtown Toronto. Retrieved September 14, 2017, from business.financialpost.com
49. Grant, H. (2011, January 31). An Analysis of Manitoba's Rent Regulation Program and the Impact on the Rental Housing Market. Manitoba Family Services and Consumer Affairs

50. Ambrosius, J. D., Gilderbloom, J. I., Steele, W. J., Meares, W. L., & Keating, D. (2015). Forty years of rent control: Reexamining New Jersey's moderate local policies after the great recession. *Cities: The International Journal of Urban Policy and Planning*, 49, 121-133. doi:10.1016/j.cities.2015.08.001
51. Haines, G. (2017, April 28). Making Cents of Ontario's Rent Regulation: Assessing the Financial Impact of Rent Control and Developer Incentives. Ryerson City Building Institute.
52. Ambrosius et al (2016, p. 129-130)
53. Grant (2011, p. 24)
54. Denton, F. T., Feaver, C. H., Muller R. A., Robb, A. L., Spencer, B. G. (1993). Testing Hypotheses About Rent Control: Final Report. Ottawa: CMHC.
55. Lazzarin, C. C. (1990). Rent Control and Rent Decontrol in British Columbia: A Case Study of the Vancouver Rental Market, 1974 to 1989. University of British Columbia.
56. Sims, D. P. (2007). Out of control: What can we learn from the end of Massachusetts rent control? *Journal of Urban Economics*, 61(1), 129-151. doi:10.1016/j.jue.2006.06.004
57. Diamond, R., McQuade, T., & Qian, F. (2017). The Effects of Rent Control Expansion on Tenants, Landlords, and Inequality: Evidence from San Francisco.
58. McLaughlin, R. (2016, August 31). Rich City, Poor City: How Housing Supply Drives Regional Economic Inequality. Retrieved October 31, 2017, from trulia.com
59. Torres, B. (2017, April 28). Housing's tale of two cities: Seattle builds, S.F. lags. Retrieved October 30, 2017, from bizjournals.com
60. Lampert, G., Pomeroy, S., & Bradley, R. (2002). Creating a Positive Climate for Rental Housing Development Through Tax and Mortgage Insurance Reforms: The Second Report of the Housing Supply Working Group (p. 7). Toronto: Ministry of Municipal Affairs and Housing.
61. Brescia (2005, p. 7-8)
62. Brescia (2005, p. 27)
63. Jenkins, B. (2009, January) Rent Control: Do Economists Agree? *Econ Journal Watch*, 6(1), 73-112
64. Arnott (2003, p. 111)
65. Yee, G. (1989) Rationales for Tenant Protection and Security of Tenure, *Journal of Law and Social Policy* (5), p. 48, 50
66. The morning after. (1998, May 02). Retrieved October 31, 2017, from economist.com

67. Hulchanski (1984, p. 27)
68. Brescia (2005, p. 26)
69. Suttor, G. (2016) *Canadian Social Housing: Policy Evolution and Program Periods*, p. 12
70. Hulchanski, J. D. (2007, September) *Canada's Dual Housing Policy Assisting Owners, Neglecting Renters*, University of Toronto Centre for Urban and Community Studies
71. Yorke, B. (2015, December 10). *The Tenant Movement in B.C. from 1968 to 1978*. Retrieved September 20, 2017, from themainlander.com
72. Hulchanski (1984, p. 74-75)
73. Hulchanski, J. D. (1984) *Market Imperfections and the Role of Rent Regulations in the Residential Rental Market*, Toronto: Ontario Commission of Inquiry into Residential Tenancies, Research Study No. 6.
74. McArdle, M. (2017, June 16). *Beware of Blaming Government for London Tower Fire*. Retrieved September 12, 2017, from bloomberg.com
75. *Fire Death Rates*. (2016, December). Retrieved September 12, 2017, from mcses.jus.gov.on.ca
76. Cowen, T. (2007, December). *Public Goods*. Retrieved November 02, 2017, from econlib.org
77. Quote is by John Kenneth Galbraith via Galea, S. (2016, January 10). *Public Health as a Public Good | SPH | Boston University*. Retrieved November 02, 2017, from bu.edu
78. Desmond, M. (2016). *Evicted: Poverty and Profit in the American City*. Crown Books. p. 70, 296-298.
79. McGrath, J. (2017, July 14). *There's life outside Toronto, but leaving the city is harder than it used to be*. Retrieved September 13, 2017, from tvo.org
80. Waldegrave, C., Urbanová, M. (2016, November) *Social and Economic Impacts of Housing Tenure*. New Zealand Housing Foundation.
81. Tal, B. (2017, March 15). *GTA Housing—Rent Must be Part of the Solution*. Retrieved September 1, 2017, from economics.cibccm.com
82. Statistics Canada (2017, May 3) *Census concepts: A profile of the City of Toronto*, Toronto Census 2016 Community Planning Session.
83. Carrick, R. (2017, November 02). *Accept it, your children may grow up to be renters*. Retrieved November 02, 2017, from theglobeandmail.com
84. Suttor, G., & Leon, S. (2017, October 27). *6 Toronto Rental Housing Highlights in the 2016 Census*. Retrieved November 7, 2017, from wellesleyinstitute.com

- 85.** CMHC, Canadian Housing Statistics (1987-1989, 2017). Refer to 'Dwelling Starts by Intended Market for Centres of 10,000 population and over, by Type, by Province'
- 86.** Suttor, G. (2014). Canadian Social Housing: Policy Evolution and Impacts on the Housing System and Urban Space (p. 363-366). Department of Geography and Planning, University of Toronto.

Table 6: Ontario housing starts by intended market 1969-2016.
 1969-1986: Smith (1988)[14]. 1987-2016: CMHC[85]

	Rentals	Condos	Single + Detached	Other	Total	Non Rentals	Houses + Other
1969	39,897	3,586	35,484	2,479	81,446	41,549	37,963
1970	38,561	9,881	26,201	2,032	76,675	38,114	28,233
1971	41,945	7,652	38,483	1,900	89,980	48,035	40,383
1972	46,134	8,427	46,169	2,203	102,933	56,799	48,372
1973	37,047	19,794	50,701	2,994	110,536	73,489	53,695
1974	22,260	20,920	39,944	2,379	85,503	63,243	42,323
1975	10,394	24,309	42,212	3,053	79,968	69,574	45,265
1976	12,457	26,992	40,754	4,479	84,682	72,225	45,233
1977	15,402	22,020	38,263	3,445	79,130	63,728	41,708
1978	21,105	11,781	36,556	2,268	71,710	50,605	38,824
1979	11,938	7,328	36,160	1,461	56,887	44,949	37,621
1980	11,642	5,164	23,321	0	40,127	28,485	23,321
1981	14,366	5,822	29,973	0	50,161	35,795	29,973
1982	15,875	2,606	19,927	100	38,508	22,633	20,027
1983	16,647	3,325	34,967	0	54,939	38,292	34,967
1984	9,413	5,032	33,726	0	48,171	38,758	33,726
1985	13,080	6,355	45,436	0	64,871	51,791	45,436
1986	10,774	11,950	58,746	0	81,470	70,696	58,746
1987	15,078	17,776	59,132	1,723	93,900	78,822	61,046
1988	12,830	20,833	51,568	1,623	86,944	74,114	53,281
1989	11,436	20,213	47,472	1,905	81,026	69,590	49,377
1990	12,158	11,435	28,104	1,644	53,341	41,183	29,748
1991	14,519	4,240	24,813	2,551	46,123	31,604	27,364
1992	13,798	2,798	27,917	4,180	48,693	34,895	32,097
1993	7,974	3,287	26,332	1,254	38,847	30,873	27,586
1994	4,148	3,866	32,516	1,030	41,560	37,412	33,546
1995	2,884	5,713	22,685	611	31,893	29,009	23,296
1996	1,289	6,145	31,634	444	39,512	38,223	32,078
1997	790	8,254	40,925	3	49,972	49,182	40,928
1998	1,181	9,258	39,649	0	50,088	48,907	39,649
1999	1,323	13,316	48,246	40	62,925	61,602	48,286
2000	2,045	13,308	51,966	104	67,423	65,378	52,070
2001	2,717	16,815	50,474	256	70,262	67,545	50,730
2002	3,886	13,244	62,305	180	79,615	75,729	62,485
2003	4,770	16,837	58,938	388	80,933	76,163	59,326
2004	3,624	18,658	57,607	5	79,894	76,270	57,612
2005	3,843	19,836	49,400	98	73,177	69,334	49,498
2006	4,133	18,822	44,816	10	67,781	63,648	44,826
2007	2,994	14,155	45,626	0	62,775	59,781	45,626
2008	3,867	29,443	38,613	0	71,923	68,056	38,613
2009	4,811	14,637	28,460	31	47,939	43,128	28,491
2010	3,743	17,693	35,650	18	57,104	53,361	35,668
2011	4,785	24,959	35,466	30	65,240	60,455	35,496
2012	4,891	34,633	34,888	2	74,414	69,523	34,890
2013	3,888	23,427	31,299	0	58,614	54,726	31,299
2014	5,053	20,045	31,064	0	56,162	51,109	31,064
2015	6,644	27,911	33,729	8	68,292	61,648	33,737
2016	7,367	25,340	39,148	8	71,863	64,496	39,156


Table 7: Toronto housing completions by intended market 1981-2016.[12][85]

The city report ends in 2006; CMHC data begins in 1990. The city report blends co-ops with rentals, and singles and semis assumed for ownership market.

	Rentals + Co-ops	Condos	Single	Semi-Detached	Other	Total	Houses + Other
1981	1,771	2,638	2,462	1,172	799	8,842	4,433
1982	3,847	1,542	1,935	934	373	8,631	3,242
1983	5,476	1,692	3,597	198	50	11,013	3,845
1984	4,365	1,206	2,603	102	8	8,284	2,713
1985	2,377	549	2,798	174	272	6,170	3,244
1986	2,933	1,455	2,645	22	236	7,291	2,903
1987	1,289	3,605	674	160	1,205	6,933	2,039
1988	2,738	1,912	1,396	86	56	6,188	1,538
1989	3,203	8,011	2,083	108	281	13,686	2,472
1990	2,711	5,440	1,629	72	87	9,939	1,788
1991	2,348	5,327	998	66	40	8,779	1,104
1992	2,681	2,752	736	72	129	6,370	937
1993	5,856	345	850	54	63	7,168	967
1994	2,575	554	787	108	82	4,106	977
1995	1,471	688	739	84	95	3,077	918
1996	1,631	2,943	826	132	258	5,790	1,216
1997	955	2,471	1,016	348	780	5,570	2,144
1998	109	1,554	1,122	238	1,359	4,382	2,719
1999	385	4,127	1,314	546	1,204	7,576	3,064
2000	121	6,445	1,203	302	1,128	9,199	2,633
2001	157	3,297	1,059	668	1,168	6,349	2,895
2002	786	10,352	1,124	406	1,053	13,721	2,583
2003	1,017	8,655	1,759	630	1,058	13,119	3,447
2004	371	7,097	1,876	333	761	10,438	2,970
2005	767	10,769	1,799	440	1,361	15,136	3,600
2006	884	9,170	1,148	221	997	12,420	2,366
2007	572	4,435	1,085	142	552	6,786	1,779
2008	1,321	10,003	1,008	178	940	13,450	2,126
2009	920	9,239	987	408	919	12,473	2,314
2010	879	10,904	849	166	290	13,088	1,305
2011	833	14,444	865	82	626	16,850	1,573
2012	1,985	9,899	877	230	483	13,474	1,590
2013	1,681	11,005	1,013	172	671	14,542	1,856
2014	201	7,563	1,205	136	446	9,551	1,787
2015	1,364	27,968	1,124	106	187	30,749	1,417
2016	1,094	13,339	1,250	108	236	16,027	1,594

Table 8: Canada housing starts by intended market 1951-2001. Partial reproduction of table compiled by Suttor (2014).[86]

	Single + Semi	Row	Apartment	Total	Condominium	Rental	Social Housing
1951	58,660	54	9,865	68,579	0	18,565	1,549
1952	66,056	299	16,891	83,246	0	24,828	1,058
1953	77,984	553	23,872	102,409	0	29,881	808
1954	85,072	1,000	27,455	113,527	0	33,177	2,135
1955	109,609	1,909	26,758	138,276	0	35,823	995
1956	100,061	2,263	24,987	127,311	0	33,554	1,260
1957	92,227	2,214	27,899	122,340	0	36,251	2,156
1958	115,221	2,457	46,954	164,632	0	56,609	2,329
1959	102,646	1,908	36,791	141,345	0	44,340	1,511
1960	76,870	2,301	29,687	108,858	0	36,838	1,427
1961	88,080	1,864	35,633	125,577	0	46,100	1,634
1962	85,418	3,742	40,935	130,095	0	52,859	1,687
1963	85,049	3,895	59,680	148,624	0	69,857	2,878
1964	85,785	4,755	75,118	165,658	0	85,324	2,235
1965	83,365	5,306	77,894	166,565	0	77,890	4,576
1966	77,923	5,000	51,551	134,474	0	51,551	7,034
1967	82,473	7,392	74,258	164,123	0	74,258	10,834
1968	85,453	8,042	103,383	196,878		103,383	11,593
1969	88,777	10,721	110,917	210,415		110,917	18,931
1970	81,575	17,055	91,898	190,528		91,898	25,098
1971	111,807	15,659	106,187	233,653		106,187	26,874
1972	129,219	16,980	103,715	249,914		103,715	20,421
1973	144,787	17,291	106,451	268,529		106,451	18,683
1974	133,166	14,932	74,025	222,123		74,025	22,017
1975	139,332	21,763	70,361	231,456		70,361	22,197
1976	150,203	33,676	89,324	273,203		89,324	26,511
1977	126,776	26,621	92,327	245,724		92,327	15,950
1978	129,961	20,379	77,327	227,667		77,327	15,212
1979	125,413	13,249	58,387	197,049		58,387	18,464
1980	98,870	11,402	48,329	158,601		48,329	21,008
1981	100,839	15,525	61,609	177,973		61,609	21,972
1982	60,711	11,987	53,162	125,860		53,162	20,450
1983	109,000	9,521	44,124	162,645	9,088	44,124	20,098
1984	89,243	8,315	37,342	134,900	11,012	40,000	18,254
1985	104,962	9,288	51,576	165,826	13,958	37,000	19,649
1986	128,280	10,485	61,020	199,785	22,448	41,000	16,987
1987	148,599	17,017	80,370	245,986	34,774	52,000	21,100
1988	136,093	16,981	69,488	222,562	36,923	38,000	19,700
1989	133,492	16,262	65,628	215,382	38,914	34,551	17,400
1990	109,866	16,240	55,524	181,630	29,359	34,494	17,100
1991	95,602	16,720	43,875	156,197	18,649	33,607	24,400
1992	103,165	20,000	45,106	168,271	23,250	32,349	22,100
1993	96,540	18,849	40,054	155,443	32,017	19,566	21,433
1994	101,628	17,247	35,182	154,057	31,686	12,922	9,465
1995	71,961	11,887	27,085	110,933	24,106	8,705	4,363
1996	87,301	14,350	23,062	124,713	23,076	7,170	2,755
1997	104,571	17,256	25,213	147,040	27,471	7,693	2,715
1998	96,474	15,287	25,678	137,439	27,351	6,531	1,128
1999	103,286	14,895	31,787	149,968	28,434	9,280	1,600
2000	103,714	15,247	32,692	151,653	28,319	10,260	1,600
2001	107,909	15,166	39,658	162,733	31,986	14,897	1,600



fmta federation of
metro tenants'
associations

